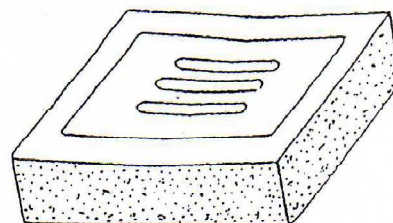
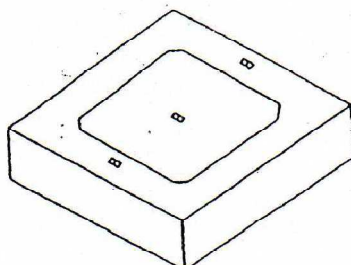
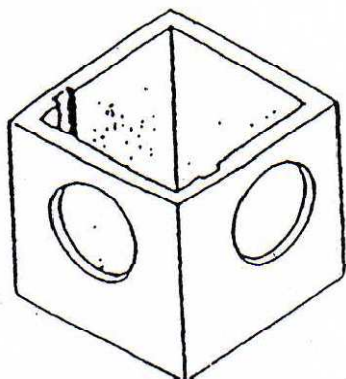


Pozzetti – Prolunghe – Coperchi

Pozzetti in Cemento

Prolunghe in Cemento

Interno	Esterno	Peso	Impronta		Interno	Esterno	Peso	Impronta
30x30	37x37	35	17		30x30	37x37	31	17
40x40	48x48	80	24		40x40	48x48	67	24
50x50	60x60	150	31		50x50	60x60	120	31
60x60	72x72	280	39		60x60	72x72	200	39
80x80	97x97	565	60		80x80	97x97	400	60
100x100	120x120	1150	73		100x100	120x120	830	73
					80x80h40	97x97h40	200	
					100x100h50	120x120h50	415	



Coperchi per Pozzetti in Cemento:

Coperchi Grigliati per Pozzetti:

Interno	Esterno	Peso		Interno	Esterno	Peso
30x30	37x37 h 6	18		30x30	41x41 h 8	28
40x40	47x47 h 7	35		40x40	52x52 h 9,5	54
50x50	61x61 h 8	58		50x50	57x57 h 9	60
60x60	70x70 h 8	80				
80x80-10	98x98 h10	190				
80x80-20	98x98 h20	260				
100x100-12	120x120 h12	360				
100x100-20	120x120 h20	450				

Valvole Sifoniche per Pozzetti:

30x30 40x40 50x50 60x60 80x80 100x100